

15 March 2024

Dear Parent/Carer

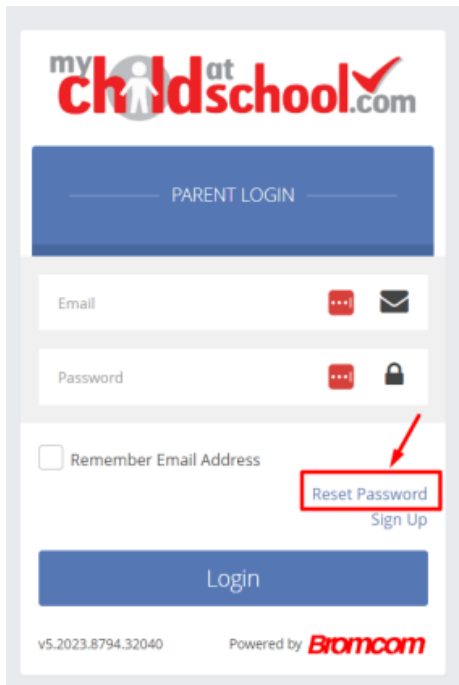
### SMRT Bromcom MyChildatSchool (MCAS) Update

We are delighted that so many of you have activated your Bromcom MyChildatSchool accounts since we launched last month and that you are able to access important information about your child's learning.

We would encourage every parent and carer to activate their account as MCAS provides an important source of school communication about aspects such as homework, timetables, exam information, behaviour and so on. The list of things that will become available on MCAS is set to increase as we centralise our systems for communicating with you so we would encourage you to be onboard.

If you haven't activated your account, please follow these steps:

1. [Click here for the MCAS \(MyChildatSchool\) website.](#)
2. Click the **Reset Password** link next to the login box:



my child at school.com

PARENT LOGIN

Email

Password

Remember Email Address

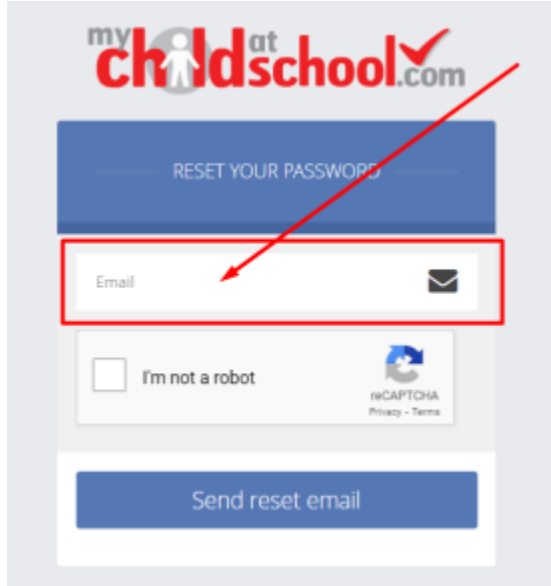
Reset Password

Sign Up

Login

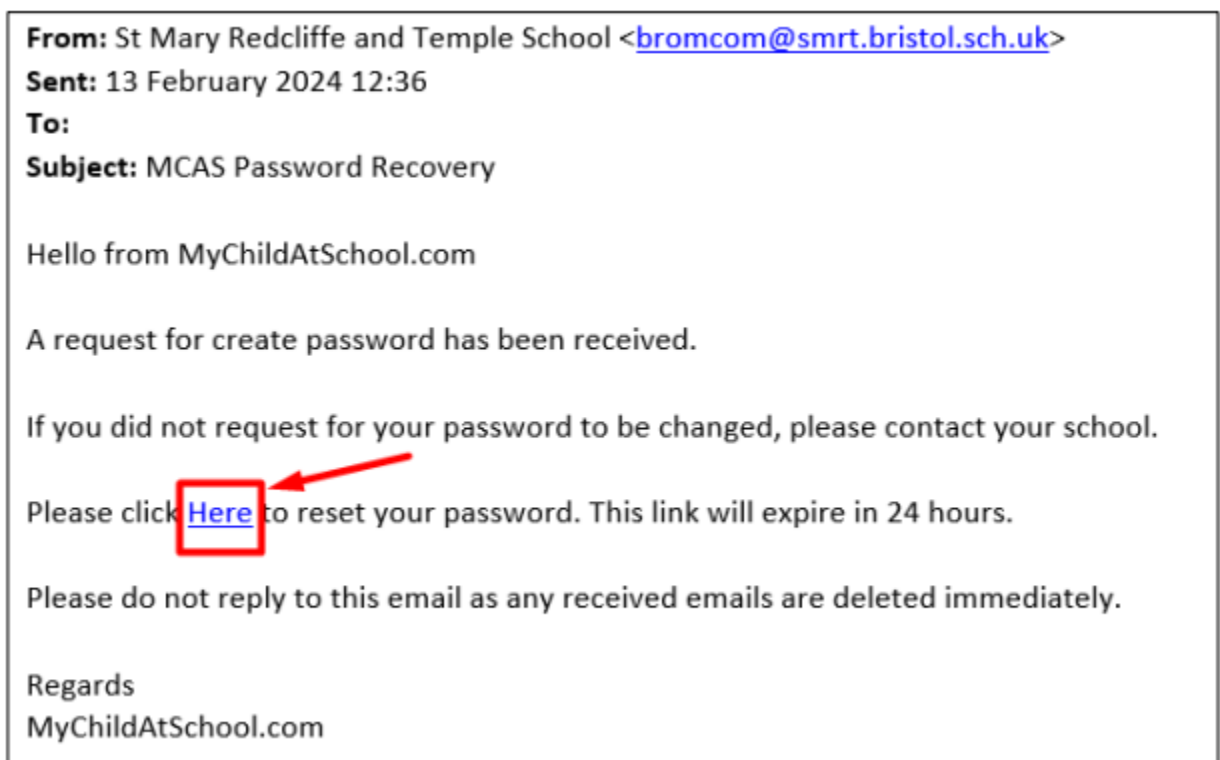
v5.2023.8794.32040 Powered by Bromcom

3. Enter your **email**, complete the 'I'm not a robot' step, and press **Send reset email**.



The screenshot shows the 'my child at school.com' logo at the top. Below it is a blue button labeled 'RESET YOUR PASSWORD'. Underneath is a white input field for 'Email' with a red box around it and a red arrow pointing to it. Below the email field is a checkbox labeled 'I'm not a robot' and a reCAPTCHA logo. At the bottom is a blue button labeled 'Send reset email'.

4. Check the email that arrives and **click on the link** to set your password. The email will look like this:



5. Then enter your chosen password to save it in MCAS. That's it!

If you have any issues, please [email our data team](#) who will be happy to help and a reminder that we have a [dedicated Bromcom support page for parents and carers](#) on our website for guides on using MCAS, frequently asked questions and sources of further support.

### **Homework on MCAS**

We are aware that the homework interface in MCAS has taken a bit of getting used to and that it is different to our previous system. Here are a few key points about how we are using Bromcom for homework:

- Bromcom is used to inform students what their homework is for each subject, and all homework is returned to the teacher either in person or via other digital platforms (e.g. via Moodle or Teams).
- As such, there is no requirement for students to submit any homework back via Bromcom, so visual icons such as red crosses and messages such as 'late' or 'missed' that you might see in MCAS can be ignored.
- When a piece of homework says, 'no submission required', students still need to do the homework. This phrase just means that Bromcom won't be used for submitting the homework back to the teacher.
- It isn't currently possible to view past homework in MCAS. We would advise that you ask your child to show you their past homework from their Student Portal view.
- When students 'hide' a piece of homework to clear it from their view of work to complete, this does not clear it from your view. Your view lists all the homework that has been set ahead of its 'due date'. Once the 'due date' has passed, the homework will disappear from your view automatically.
- There are no notifications for new homework being set. You need to access MCAS to view what has been set.

### **Student Portal update**

In addition to the great response from our parents and carers in activating their accounts, the numbers of students who have activated their Bromcom Student Portal accounts has been phenomenal, and we are pleased with how smoothly this has gone. Please remind them that we have a [dedicated support page for students on our website](#).

Yours faithfully

SMRT School