

COLOUR

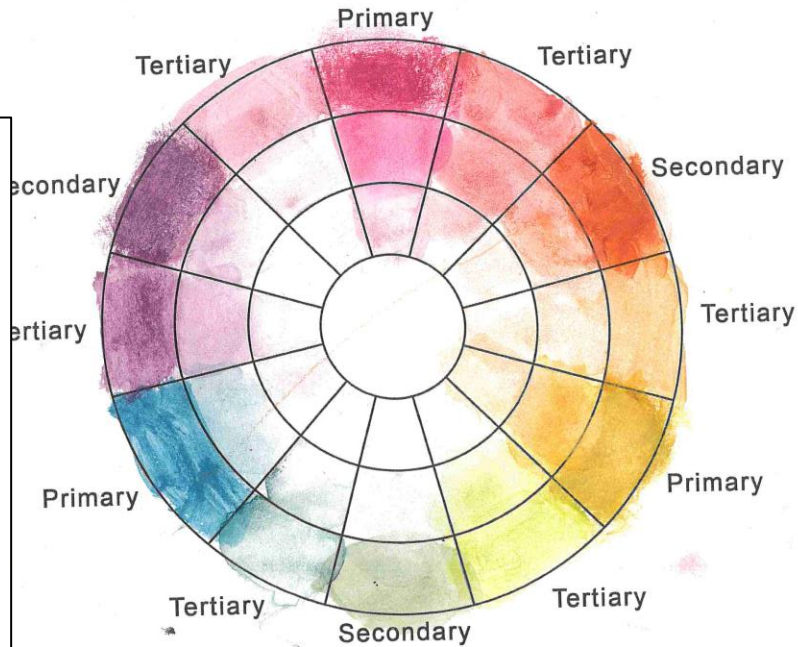
Learning Objective: I know the names and arrangements of colours on the colour wheel.

- I know the terms:
- o Colour theory
 - o Primary colours
 - o Secondary colours
 - o Tertiary colours

11/11/22


✓ **Lovely work**

Good colour mixing - more water needed on the outside ring for smooth application.



- Colour arrangements are largely accurate.
- There may not be wide variation between secondary and tertiary colours.
- Water controls the consistency and vibrancy of the paints, unevenness to brush strokes.

Learning Objective: I know that two primary colours can be mixed to make one secondary colour



• Ink is controlled, but blending is uneven.



22/11/22
 Fantastic artwork!
 Fabulous experiments.
 Well done.

Pattern in Nature

Eliot



Learning Objective: I know how to describe pattern and can identify some examples in nature.

- **Accurate detail** – notice the ridges and surface texture and tone of the beetle
- **Circular mark-making to show texture and tone**
– Use the biro in circular strokes
- **Layer biro** for darker tone

5/5/23

Assessed by Mrs Smith on...

Good use of layering
✓ Lovely work to new tone.

I can improve by...

control the size of your circular marks for accurate texture.



- Detail superficially observed
- Mark making is evident, but are varied in size and irregular
- Limited tonal range

COLOUR

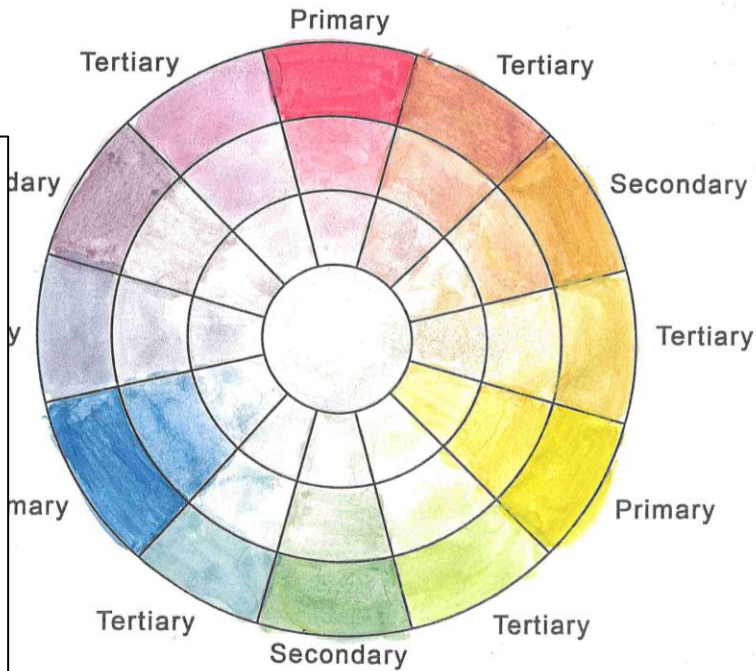
11/11/22

Learning Objective: I know the names and arrangements of colours on the colour wheel.

- I know the terms:
- Colour theory
 - Primary colours
 - Secondary colours
 - Tertiary colours

Fantastic artwork!

Excellent colour mixing.
- use less water for darker hue



- Colour arrangements are accurate.
- Clear distinction between secondary and tertiary colours.
- Water controls the consistency and vibrancy of the paints
- Brush strokes mostly even

Learning Objective: I know that two primary colours can be mixed to make one secondary colour

22/11/22


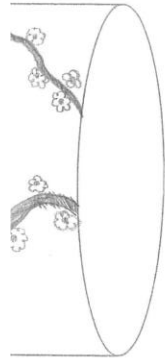
Fantastic artwork!

lovely experiments.



- Ink is controlled
- water used to control the blending.





Pattern in Nature


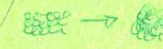
Assessed by Mrs Smith on...

5/5/23

✓ **Lovely work**
Good control of circular marks.

I can improve by..

making ne make more irregular



Success Criteria
Learning Objective: I can use my knowledge of clay to make a lantern.

Learning Objective: I know how to describe pattern and can identify some examples in nature.

- Accurate detail – notice the ridges and surface texture and tone of the beetle
- Circular mark-making to show texture and tone – Use the biro in circular strokes
- Layer biro for darker tone

- Detail closely observed
- Mark making is evident, and strokes are even and controlled
- A range of tone that is built up in layers

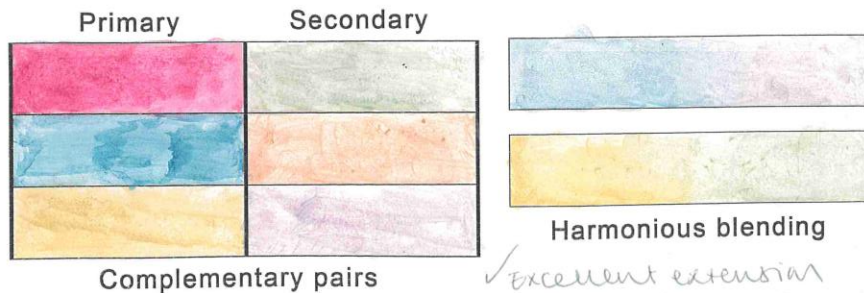
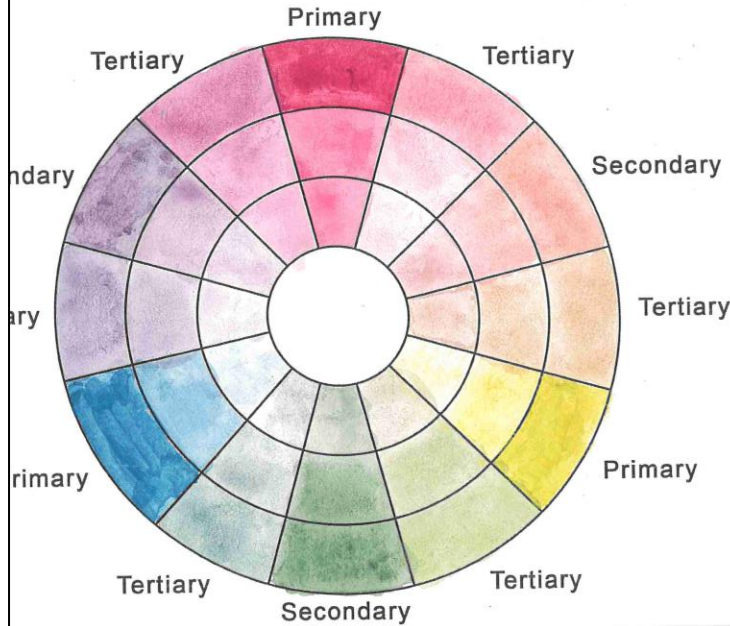
Y7 Extending

COLOUR

Learning Objective: I know the names and arrangements of colours on the colour wheel.

- I know the terms:
- o Colour theory
 - o Primary colours
 - o Secondary colours
 - o Tertiary colours

- Colour arrangements are accurate.
- Clear distinction between secondary and tertiary colours.
- Water controls the consistency and vibrancy of the paints
- Brush strokes even and smooth
- Student extends their knowledge by skillful and independent completion of extension work.




✓ excellent extension work.

8/11/22
 Fantastic artwork!
 Beautiful painting - very skillful!
 Uses water for the darkest mix.

Learning Objective: I know that two primary colours can be mixed to make one secondary colour

1/12/22
 Fantastic artwork! - wow!
 - control the ink for border + vibrant colours.



- High level of control
- Experiments are extensive

Pattern in Nature



Learning Objective: I know how to describe pattern and can identify some examples in nature.

- **Accurate detail** – notice the **ridges** and surface **texture** and **tone** of the beetle
- **Circular mark-making to show texture and tone**
– Use the biro in circular strokes
- **Layer biro** for darker tone

Assessed by Mrs Smith on... 2/6/23

Lively Work wow! excellent standard of observation

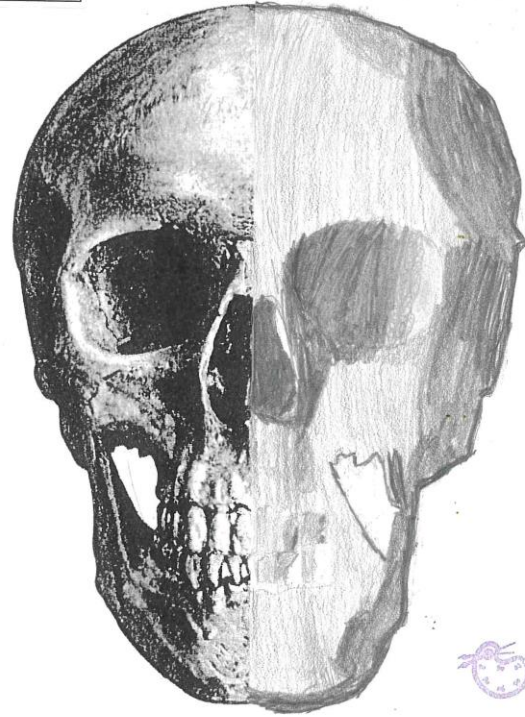
I can improve by... practise using layering to create the darkest tones..



- Detail is highly accurate through careful observation
- Mark making is sensitively controlled to reflect the surface texture of the object
- Tone is controlled through layering of marks and gives the drawing a 3D appearance

DIA DE LOS MUERTOS





Observational Drawing
SUCCESS CRITERIA:
☐ Accurate outline
☐ Careful detail
☑ Contrasting tonal shading



26/9/22

Fantastic artwork!

Types of pencil marks for shading and tone


	cross hatching	bold use of tonal shading.
	shading (side of pencil)	
	finger smudging	Even better if.....
	scrawl	

practise using a range of marks with your pencil.

- Outline and detail superficially observed – student may need a template for guidance
- Shading shows dark and light areas on the object
- No variation in pencil marks


Y8 Developing

Learning Objective: I know the term **abstract** and can make my drawing abstract by **reducing** it to **simple shapes** and **lines**.



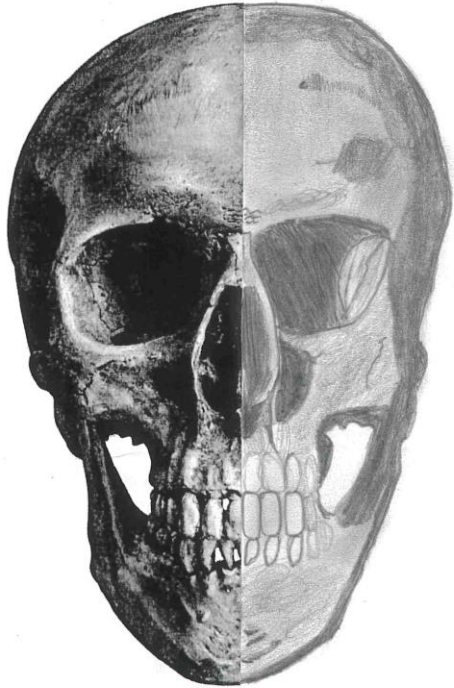
- Designs are simple and use a small range of geometric shapes
- Lines have one weight but do show detail.

lovely use of line.
Don't forget to include shapes for facial features.



DIA DE LOS MUERTOS

Observational Drawing
SUCCESS CRITERIA:
☑ Accurate outline
☑ Careful detail
☑ Contrasting tonal shading




- Outline is accurate and symmetrical
- Detail closely observed
- Tonal shading shows dark, mid and light range
- Some evidence of textural mark-making to show more accurate surface qualities

26/10/22
Fantastic artwork!
Wow! Fabulous shading.
Even better if..... continue to practise using a range of marks to create texture.




Y8 Secure

Learning Objective: I know the term **abstract** and can make my drawing abstract by **reducing** it to **simple shapes** and **lines**.

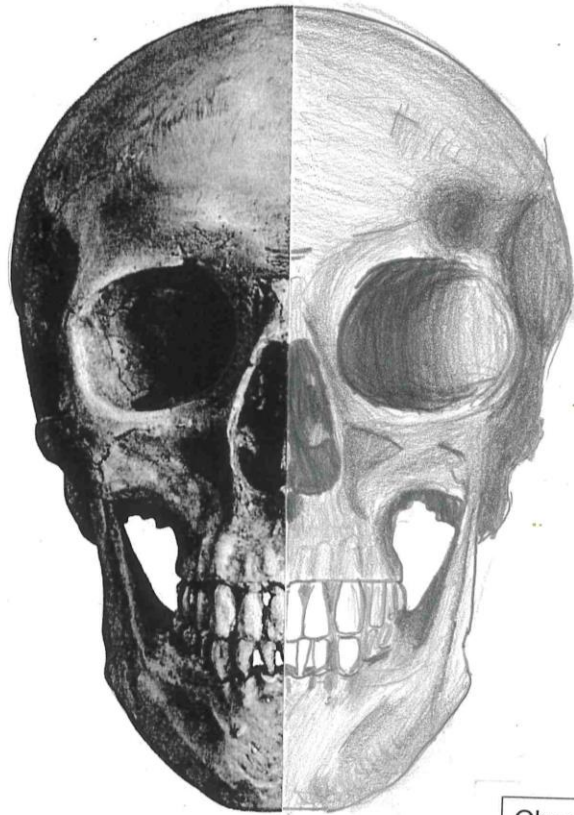


- Designs are simple and use a range of geometric shapes
- Lines have different weights and make use of negative space

Great use
of simple shapes
- could you have
made use of
negative space
like in the
original
drawing?



Y8 Extending



Observational Drawing

SUCCESS CRITERIA:

- Accurate outline
- Careful detail
- Contrasting tonal shading

26/9/22

Fantastic
artwork!

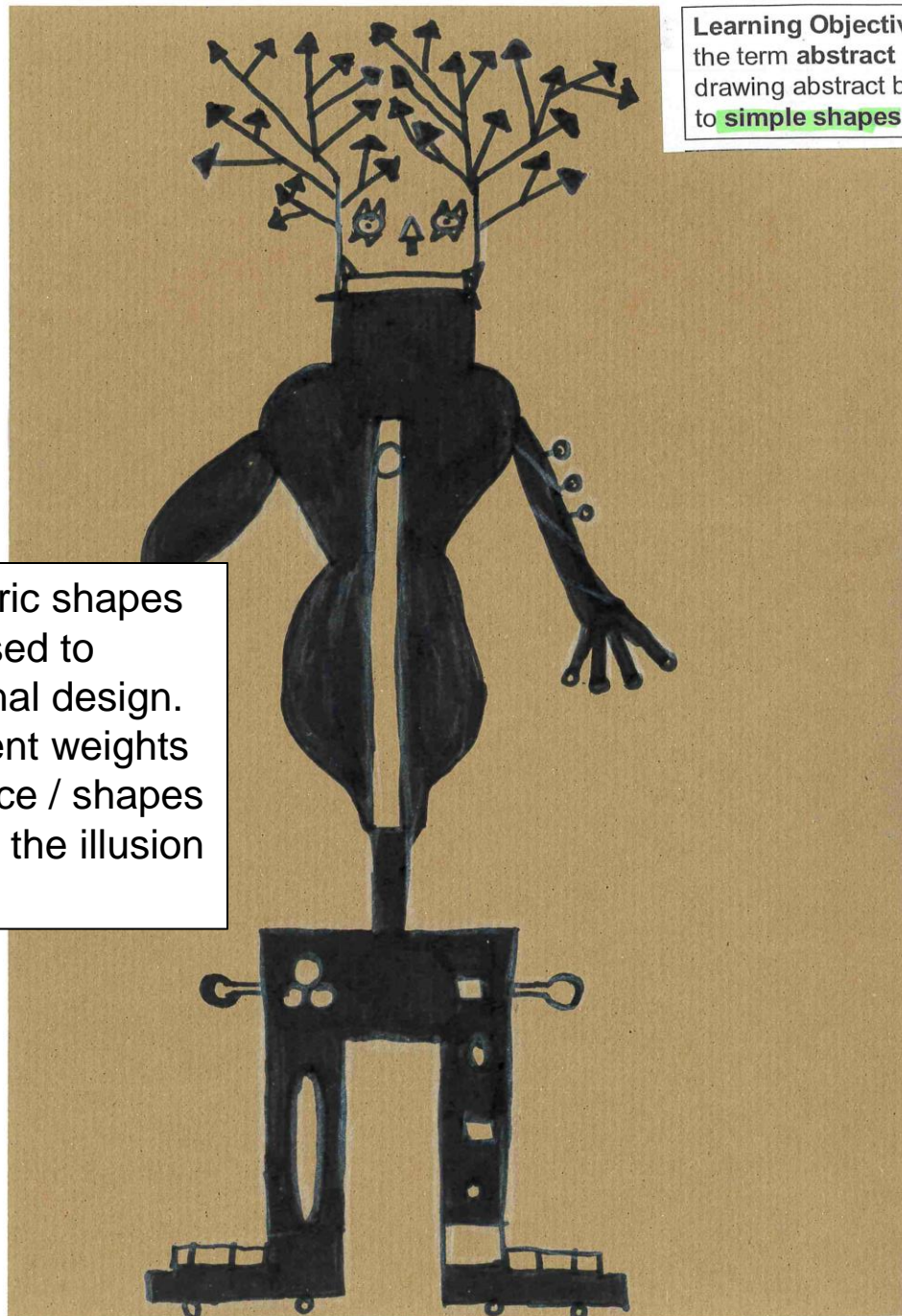
Beautiful use of tonal
making

Even better if... practise using a
pencil



- Detail is highly accurate through careful observation
- Highly symmetrical outline
- Mark making is sensitively controlled to reflect the surface texture of the object
- Tone is controlled through layering of marks and gives the drawing a 3D appearance


Y8 Extending



Learning Objective: I know the term **abstract** and can make my drawing abstract by **reducing it to simple shapes and lines.**

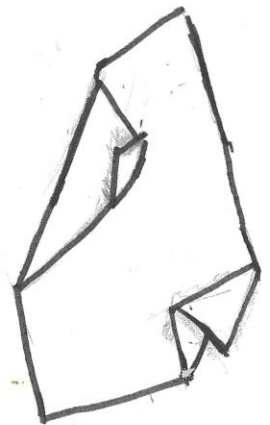

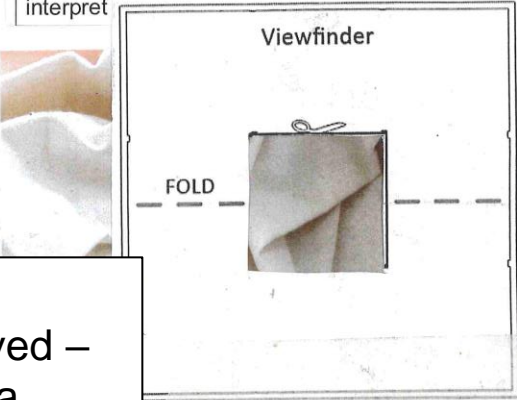
- Separate geometric shapes are confidently used to abstract the original design.
- Lines have different weights and negative space / shapes are added to give the illusion of detail

Excellent interpretation of your exquisite corpse.

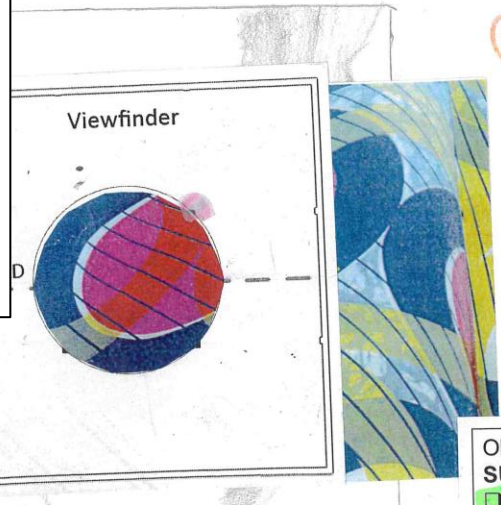


YINKA SHONIBARE

Learning Objective: I know how to analyse the work of artists and can interpret



- Outline and detail superficially observed – student may need a template for guidance
- Shading shows dark and light areas on the object
- No variation in pencil marks
- Colour application is accurate in hue, but uneven in texture.



Self assessment

I can improve by...

*Finishing my work
- what specifically?*

- Observational Drawing SUCCESS CRITERIA:**
- Accurate outline
 - Careful detail
 - Contrasting tonal shading



Fantastic artwork!

Bold colour

Even better if....

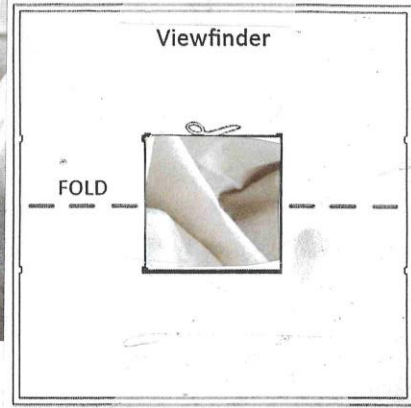
Use sharp pencils for smoother blending.



YINKA SHONIBARE

Learning Objective: I know how to analyse the work of artists and can interpret it through verbal discussion

- Outline is accurate and closely observed
- Detail shows a range of line and is largely in proportion
- Tonal shading shows dark, mid and light range
- Some evidence of textural mark-making to show more accurate surface qualities
- Colour application is accurate and there is an even quality to the surface.



Self assessment

I can improve by...

Showing the texture of the fabric better and making some bits darker when needed.


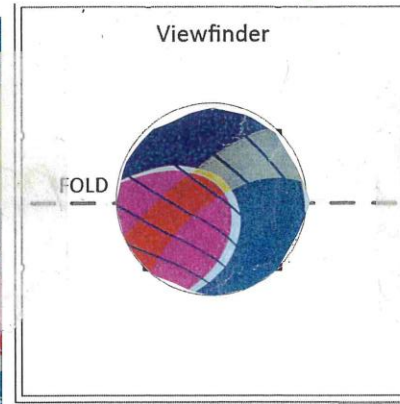


Observational Drawing SUCCESS CRITERIA:

- Accurate outline
- Careful detail
- Contrasting tonal shading

Fantastic Artwork 18/1/22

Beautiful shading
Use crosshatch or scribble to build up texture even more



Fantastic artwork!




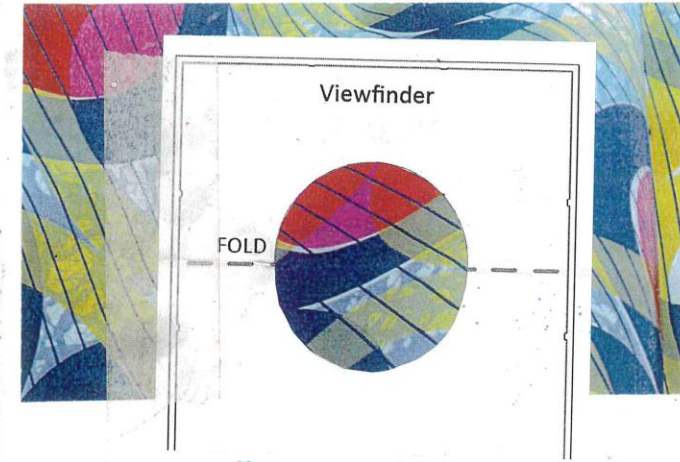


wow! well done for carrying up!

Y9 Extending

- Detail is highly accurate through careful observation
- Outlines are in proportion and line is sensitively drawn with varied pressure
- Mark making is controlled to reflect the surface texture of the object
- Tone is controlled through layering of marks and gives the drawing a 3D appearance
- Colour is skilfully applied
- Extension work is completed to explore materials further

YINKA SHONIBARE

Observational Drawing
SUCCESS CRITERIA:
 Accurate outline
 Careful detail
 Contrasting tonal shading



13/9/22
Fantastic Artwork
very closely observed.
leave brightest areas blank which will draw contrast.
Self assessment
I can improve by...
making the darker shadows shades more seamless

